

your
partner
in print



print engineers

engineering expertise - only part of the story...

Yes, we employ highly experienced engineers to deal with your print machinery requirements and hold a huge stock of spare parts, but, we also provide a complete customer care package, that ensures we're able to keep your print operation running. We supply, deliver and fit mechanical and electrical spare parts, including spares for very old Heidelberg machines. Any repairs requiring more unusual spares will usually be obtained the next working day, to minimise down time and by using our own engineers, we ensure high standards of service at all times - it's our promise to you, our customer.

Order on

+44 (0)1249 654 266

Order by phone, fax, email or post.

fax: +44 (0) 1249 443130

email: raycanter@aol.com

parts

7	GTO
15	MO&SM
17	K Line
21	S Cylinder
25	Electrical
27	Varn
29	Misc

GTO



1



2



3



4



5



8



9



10



11



12



15



16



17



18



19



22



23



24



25



26



29



30



31



32



33

order line: +44 (0)1249 654 266

If you require parts not listed, please contact us as we have a huge range of parts other than those shown.



6



7

Illustrations not to scale



13



14



20



21



27



28



34



35

Part No.	Description
1 42.030.003	Damper journal
2 42.030.004	Damper journal
3 42.030.204	Damper journal, VIB
4 42.030.205	Bearing bolt
5 07.010.154	Bolt
6 42.030.024	Adjusting screw & block
7 42.010.031	Eccentric shafts
8 42.010.030	Bearing bolt
9 00.520.0497	Grub screw 8x40
10 00.520.0506	Grub screw 8x20
11 52.030.017	Spring rod complete
12 09.030.129	Bolt
13 42.030.104	Bushing
14 42.030.367	Water container
15 42.731.010	T.Handle wrench
16 42.431.123/4	Adjusting screw
17 42.431.120	Screw
18 14.015.125	Spring (No. unit)
19 Convex	No. box parts
20 Standard	No. box parts
21 42.431.204	Eccentric
22 42.431.235	Manifold guide
23 03.731.012	Perf disc
24 42.732.010	Slitting disc
25 42.431.319	Allen cap screw, 10x22
26 Bolt for	No. unit shaft
27 42.431.301	Numbering box
28 42.431.310	Numbering ring
29 42.017.025	Retainer spring
30 66.028.055	Retainer spring
31 52.007.084	Pointer
32 69.017.025	Retainer spring
33 42.030.328	Spring clip
34 04.013.102/7	Spring & knob
35 42.006.033/5	Claw & stop

GTO



1



2



3



4



5



8



9



10



11



12



15



16



17



18



19



22



23



24



25



26



29



30



31



32



33

order line: +44 (0)1249 654 266

If you require parts not listed, please contact us as we have a huge range of parts other than those shown.



6



7

Illustrations not to scale



13



14



20



21



27



28



34



35

Part No.	Description
1 14.875.001	Delivery gripper
2 MV.021.878	Gripper (urethane tip)
3 43.020.035	Feeder gripper (with hole)
4 52.580.362	Gripper upper position
5 62.011.426	Compression spring
6 89.014.099	Torsion spring
7 42.431.320	Numbering cam
8 04.022.036	Sheet brake
9 42.022.024	Sheet smoother
10 42.017.085	Holder for GT046 (long)
11 01.012.032/5	Tripping spring
12 36.017.084	Separator rubber
13 42.017.083	Sep. spring & holder
14 42.016.307	Clamping piece
15 42.022.038	Plate spring
16 42.209.007	Backstop
17 42.209.008	Backstop
18 42.016.072	Sucker-red
19 04.022.069/01	sheet brush only
20 42.017.007	Sleeve
21 42.707.101	Extended side lay
22 01.022.019	Holder
23 63.015.539	Suction wheel
24 00.580.0465	Hose nipple
25 01.018.019/20	Spring/valve screw
26 42.018.004	Oil seal
27 42.232.006	Link
28 01.018.034/50/11	Gasket
29 00.250.0690	Oil pump handle/bracket
30 42.431.023	Eccentric bushing
31 14.014.043	Screw and shouldered bolt
32 08.024.004	Roller feeler guage
33 42.024.005	11mm plate spanner
34 52.024.102	Pin zero's storage drum
35 RC1206859	Ass. label

GTO



1



2



3



4



5



8



9



10



11



12



15



16



17



18



19



22



23



24



25



26



29



30



31



32



33

order line: +44 (0)1249 654 266

If you require parts not listed, please contact us as we have a huge range of parts other than those shown.



6



7

Illustrations not to scale



13



14



20



21



27



28



34



35

Part No.	Description
1 42.030.375	Water duct clutch
2 42.008.005	Ink duct clutch
3 42.008.104	Guide block (bronze)
4 00.580.1226	Belt for slow down motor
5 69.022.123	Bottom linkage complete
6 66.028.043	Bolt
7 00.780.2404/5	Locking bolt/clip
8 66.072.114	Spring with hook
9 69.013.004	Gripper shaft
10 42.006.124	Impression spring
11 43.011.032	Shaft only, "MO"
12 01.013.007	Pin screw
13 42.030.369	Seal for water container
14 52.580.241	Bolt
15 00.250.0445	Oil tube
16 62.015.210	Bolt
17 91.008.033	Ink wiper
18 42.021.052	Stop
19 00.550.0436	Cam follower swing gripper
20 24.010.086	Spring rod
21 42.030.348F	Hand clutch
22 42.012.039	Compression spring
23 69.021.107	Guard 52
24 42.021.107	Guard 46
25 66.024.010	Ball race extractor
26 01.013.011	Roller
27 44.010.252	Tension spring
28 42.030.361/101	Trough/roller
29 00.270.0076	V-belt
30 00.270.0057	Poly V-belt
31 00.270.0072	Poly V-belt
32 00.270.0098	Poly V-belt
33 00.780.0475	Weko spray drive belt
34 04.015.036	Shouldered bolt
35 00.550.0436	Various cam followers

GTO



1



2



3



4



5



8



9



10



11



12



15



16



17



18



19



22



23



24



25



26



29



30



31



32



33

order line: +44 (0)1249 654 266

If you require parts not listed, please contact us as we have a huge range of parts other than those shown.



6



7

Illustrations not to scale



13



14



20



21



27



28



34



35

Part No.	Description
1 42.012.057	Hub with handle (v.early type)
2 00.580.0563	Piece
3 01.001.078	Spring
4 42.007.026	Threaded Bush
5 42.007.030	Clamp latch
6 42.022.127	Roller shaft
7 42.022.129	Rod head with needle bearing
8 42.007.032	Reconditioned 46 plate clamp
9 42.007.004	Bracket
10 69.478.001	Reconditioned 52 plate clamp
11 42.007.011	Nut
12 42.007.010	Threaded stud, 83mm long
13 52.007.022	Pinion gear
14 69.013.045	Threaded bolt
15 00.580.0859	Handle
16 00.580.1340	Handle with knob
17 04.010.094	Hand wheel
18 42.017.057	Handle with knob
19 69.478.010	Bolt only for plate clamp
20 42.004.040	Locking bolt
21 69.013.044	Cam
22 52.007.071	Bearing, O/S
23 52.007.070	Bearing, D/S
24 42.431.087	Screw
25 42.431.083	Pointed stud
26 10.052.2099	Plastic gauge label
27 42.431.216	Flanged bolt
28 69.013.046	Support bar
29 42.015.304	Guide
30 69.014.111	Star wheel rod 52
31 42.731.508/9	Plate spring
32 42.015.317	Guide strap
33 42.014.007	Cam lever
34 42.232.021	Nozzle/blow only
35 52.007.020	Cam

MO&SM



1



2



3



4



5



8



9



10



11



12



15



16



17



18



19



22



23



24



25



26



29



30



31



32



33

order line: +44 (0)1249 654 266

If you require parts not listed, please contact us as we have a huge range of parts other than those shown.



6



7

Illustrations not to scale



13



14



20



21



27



28



34



35

Part No.	Description
1 43.012.067	Spring
2 66.015.121	Bracket
3 52.580.332	Bearing
4 79.007.078	Bracket
5 53.022.327	Bolt
6 66.030.081	Brake
7 66.028.064	Governor foot lever
8 00.580.0645	Sound filter
9 41.458.725	Cheesehead screw
10 M2.205.015	Bladder
11 63.030.572	Adjusting screw complete
12 71.010.318	Bushing with screw
13 04.010.094	Hand wheel (various)
14 27.005.034	Spring
15 63.030.505	Journal
16 63.030.510	Drive Gear with shaft
17 43.014.004	Delivery grippers (rubber)
18 MV.021.878	Gripper Urethane
19 52.580.362/7	Perfect gripper
20 43.020.035	GO/MO feeder gripper
21 52.581.027	Swan neck gripper
22 43.011.032	Shaft only ("MO")
23 66.028.063	Lever
24 58.353.006	Clamping eccentric plate
25 86.020.029	Feeder tape
26 RC1217524	Pneumatic air pipe
27 00.550.0943	Cam follower. MO
28 43.008.005	Ink duct clutch MO
29 43.010.182	Bolt for wash up trough
30 43.024.025	Hickey wiper
31 RC.1206853	Sucker (rubber)
32 62.015.520	Suction drum roller
33 43.022.064	Bolt
34 00.550.1472	Cam follower MO perfector
35 00.780.0475	Weko spray belt

K Line



1



2



3



4



5



8



9



10



11



12



15



16



17



18



19



22



23



24



25



26



29



30



31



32



33

order line: +44 (0)1249 654 266

If you require parts not listed, please contact us as we have a huge range of parts other than those shown.



6



7

Illustrations not to scale



13



14



20



21



27



28



34



35

Part No.	Description
1 08.230.005	Support Bracket
2 08.010.104	Square block
3 08.010.102	Bracket for water trough
4 08.012.111	Bearing housing
5 08.012.114/5	Latch with shaft
6 42.011.024	Spring housing clamp
7 08.010.372	Connecting link
8 08.011.037	Pawl
9 08.011.035	Ratchet Wheel
10 08.008.023	Water feed segment
11 24.019.075	Stop bolt
12 14.019.030	Stop lever
13 04.007.292	Cylinder flange
14 14.022.023	Centre piece
15 28.010.353	Roller journal
16 24.010.370	Shouldered screw
17 24.010.081	Stop lever
18 04.349.005	Catch
19 28.010.175/4	Bracket, wash-up tray
20 04.010.047	Bearing guide block
21 04.015.068	Side jogger
22 05.016.007	Sucker complete
23 28.006.047	Journal box lever
24 08.010.356	Tension spring
25 08.009.078	Guide bracket
26 04.010.094	Hand wheel
27 04.015.019	Hand lever
28 08.010.095	Handle
29 04.010.048	Journal box
30 28.006.355	Journal box insert
31 28.010.365	Forked lever
32 08.012.010	Stop bolt
33 RC.120.6906	Support for brake shaft
34 04.019.025	Spring
35 04.015.053	Support bracket

K Line



1



2



3



4



5



8



9



10



11



12



15



16



17



18



19



22



23



24



25



26



29



30



31



32



33

order line: +44 (0)1249 654 266

If you require parts not listed, please contact us as we have a huge range of parts other than those shown.



6



7

Illustrations not to scale



13



14



20



21



27



28



34



35

Part No.	Description
1 14.021.019	Mounting stud
2 08.014.096	Chain guide
3 04.015.112	Plastic finger
4 04.015.088	Trip plate
5 04.015.101	Fork lever
6 04.014.009	Coil spring
7 04.015.121	Stop nut
8 14.014.085	Vacuum sheet brake
9 14.015.021	Jogger finger
10 04.018.015	Lubrication plug
11 14.232.027/8	Guide plate & collar
12 01.232.038	Rubber seal
13 01.232.007	Plastic nut
14 01.022.016	Back sheet stop
15 04.020.035	Feeder gripper & backing plate
16 14.875.001	Delivery gripper
17 08.011.027F	Cylinder gripper
18 08.010.346	Spring rod, with eye
19 01.016.044	Eye only
20 24.019.072	Cutout lever
21 04.013.042	Swing gripper
22 04.018.010	Pump valve cut-off lever
23 04.022.038	Spring tongue
24 04.017.083	Separator spring 45°
25 08.891.021	Card/sheet guide
26 00.250.0086	Screen filter
27 04.017.053	Bevilled gear
28 04.017.036	Connecting bracket
29 04.013.103	Front lay
30 01.012.032-5	Separator springs
31 54.015.089	Thumb screw
32 04.022.069/01	Brush only
33 04.022.036	Sheet smoother
34 36.017.084	Rubber separator
35 14.022.003	Centre piece

S Cylinder



1



2



3



4



5



8



9



10



11



12



15



16



17



18



19



22



23



24



25



26



29



30



31



32



33

order line: +44 (0)1249 654 266

If you require parts not listed, please contact us as we have a huge range of parts other than those shown.



6



7

Illustrations not to scale



13



14



20



21



27



28



34



35

Part No.	Description
1 03.014.051	Carriage Gripper
2 03.014.019	Backing plate
3 03.020.035	Feed gripper
4 03.014.004	Delivery gripper
5 06.011.085	Double gripper
6 03.011.027	Cylinder gripper bronze tip
7 03.011.027	Cylinder gripper rubber tip
8 03.017.081	Feeder ratchet drum
9 03.017.052	Flanged gear (T.lift)
10 03.017.096	Double gear
11 03.017.093	Feed table lift gear
12 03.015.068	Bolt - table lift
13 03.017.046	Ratchet pawl (feeder)
14 03.022.004	Lay bracket D.S.
15 03.022.036	Sheet smoother
16 03.022.038	Flat spring
17 03.022.048	Spring steel sheet brake
18 03.017.074/5	Sheet holder
19 03.017.025	Lever only
20 01.016.016	Connecting piece
21 01.013.010	Shouldered pin
22 03.018.012/13	Pump pin straight
03.018.005	Bush
23 01.018.012	Plate spring
24 01.018.007	Hoze nipple (1/2" bore)
25 03.018.033	Air pump valve spring
26 05.019.075	Stop bolt
27 05.019.081/2	Plunger with roller
28 27.011.016	Screw for clamp
29 03.006.009	Bearing rail pinion gear
30 03.006.007	Winged casting
31 03.001.017	Rack
32 03.003.016	Big end bearing
33 03.007.008/5	Chase lock casting
34 03.007.010	Chase locking bolt & nut
35 05.011.055	Impression cam/eccentric

S Cylinder



1



2



3



4



5



8



9



10



11



12



15



16



17



18



19



22



23



24



25



26



29



30



31



32



33

order line: +44 (0)1249 654 266

If you require parts not listed, please contact us as we have a huge range of parts other than those shown.



6



7

Illustrations not to scale



13



14



20



21



27



28



34



35

Part No.	Description
1 03.017.081	Feeder ratchet drum
2 03.015.028	Gear (Del. table lift) 19 teeth
3 03.015.029	Gear (Del. table lift) 20 teeth
4 03.015.030	Gear (Del. table lift) double
5 03.015.033	Delivery ratchet arm
6 03.015.037	Del. ratchet arm & pawl
7 Rubber sucker	See misc. listing
8 05.014.072	Track cam kit
9 03.014.066	Driving crank
10 03.014.065	Connecting rod (dog bone)
11 03.014.048	Quadrant gear
12 03.014.062	Pinion gear
13 03.014.018	Delivery split gear
14 03.014.074	Gear intermediate delivery
15 03.014.073	Shaft for S1468
16 03.014.036	Gear intermediate delivery
17 03.015.115	Jogger plate with pin (large)
18 03.015.116	Jogger plate with pin (small)
19 03.015.022	Ejector finger shaft linkage
20 03.015.021	Ejector finger only
21 Delivery cable	See misc. listing
22 RC1217436	Chain link
23 03.015.114	T-bar for side Del. jogger
24 03.014.026	Locking tab
25 03.014.007	Roller lever S-line
26 03.010.118	Shoulder screw
27 03.011.035	Ratchet wheel (packing bar)
28 03.011.037	Ratchet pawl, impression cylinder
29 03.011.047	Impression gripper bar lever
30 03.013.033	Cam follower
31 RC1217619	Bush for swing gripper
32 03.012.066	Knurled thumb nut
33 66.072.219	Knurled thumb screw
34 RC1217643	Planet gear
35 RC1217647	Planet gear

Electrical



1



2



3



4



5



8



9



10



11



12



15



16



17



18



19



22



23



24



25



26



29



30



31



32



33

order line: +44 (0)1249 654 266

If you require parts not listed, please contact us as we have a huge range of parts other than those shown.



6



7



13



14




20



21



27



28



34



35

Illustrations not to scale

Part No.	Description
1 RC1217264	Contactors
2 RC1217255	Push buttons
3 RC1217259	Two position switch
4 RC1206576	Slow down motor
5 RC1206695	Magnet
6 RC1217299	Lamps
7 RC1217333	Indicator lamps
8 RC1217279	Overloads
9 RC1217310	Auxiliary contacts
10 RC1217256	Emergency stops
11 RC1217307	Safety switches
12 RC1206696	Magnets
13 RC1217315	Light units
14 RC1217290	Brushes
15 RC1217282	Contacts
16 RC1217274	Push button contact block
17 RC1217260	Pilot lights
18 RC1217272	Limit switches
19 RC121284	Transformers
20 RC1217336	Push switches
21 RC1217251	Bottle fuses
22 RC1217267	Auxiliary contacts
23 RC1217293	Pilot lights
24 RC1217287	Isolators
25 RC1217296	Limit switches
26 RC1217263	Rotary switches
27 RC1217302	Chokes
28 RC5029987	Compressor vains
29 RC1217268	Auxiliary contacts
30 RC1217304	Relays
31 RC1217306	Guard switches
32 RC1217277	Limit switches
33 Sheet counter	Sheet counter
34 RC5029936	Safety switch
35 RC1217288	Compressor filters

Varn



1



2



3



4



5



8



9



10



11



12



15



16



17



18



19



22



23



24



25



26



29



30



31



32



33

order line: +44 (0)1249 654 266

If you require parts not listed, please contact us as we have a huge range of parts other than those shown.



6



7

Illustrations not to scale



13



14



20



21



27



28



34



35

Part No.	Description
1 90850	L&R seals (sold in pairs)
2 92750	Adaptor base assembly
3 94820	Metering roller (all models)
4 92304	Guide
5 95650	Nozzle bracket
6 92772	Calibrated Varn bottle
7 854135	PH testers
8 94900	Cleaning seal (pack 12)
9 92760	Dispensing valve assembly
10 94810	Forme roller (all models)
11 91909	Short cap screw
12 92778	Blue syringe
13 92055-91417	Ball knob & stud
14 Bearing	Ball race
15 91450	Seal kit R/H & L/H
16 92750	Adapter base assembly
17 91470	Oscillator roller (all models)
18 92174	Metric alignment block
19 92779	Red bird syringe
20 91622	Drive spindle
21 95697	Clamp block
22 91406	K3 spring arm
23 92740	Bottle valve housing
24 91423	Oscillating retainer
25 92242	Spring
26 92236	Spring
27 91405	Forme roller gear
28 Tools	Various tools
29 92303	Screw
30 92765	O ring
31 91424	RH Oscillating retainer
32 91708	Shouldered screw
33 91412	Metering roller ecc
34 Valve	Alc. unit valve
35 Filter	Alc. unit filter

Misc



1



2



3



4



5



8



9



10



11



12



15




16



17



18



19



22




23



24



25



26



29



30



31



32



33

order line: **+44 (0)1249 654 266**

If you require parts not listed, please contact us as we have a huge range of parts other than those shown.



6



13



20



27



34



7



14



21



28



35

Illustrations not to scale

Part No.	Description
1 RC1217581	Assorted furniture
2 RC1206750	Letterpress quoin
3 RC1206651	Quoin key
4 RC1217559	Jackets
5 00.530.0012	Rivet
6 RC1217312	Wash-up-blades
7 RC1217642	Assorted grippers
8 03.301.003/4	Guide piece with screw
9 RC1217571	Spanner set
10 RC1206619	Allen key set
11 03.024.061/2	Oil & grease gun
12 03.024.020/1	Tommy bar
13 42.024.005	11mm plate spanner
14 00.580.0741	Air filter
15 RC1206585	Ball race
16 RC1217470	Oil light bush
17 RC1206578	Needle bearing
18 RC1206703	Trolley wheel
19 RC1217561	Duct foil, netting, blankets
20 RC1217551	M/C. oil, grease
21 RC12117549	Varn chemicals
22 RC1217547	Varn chemicals
23 03.015.039	Del cable S.cyl
23 04.015.039	Del cable K line
24 RC1217344	Standard No. box parts
25 RC1217346	Convex No. box parts
26 P1217524	Air hose, all types
27 P1207035	Felts QM
28 Inkers	Inking rollers
29 M2.205.015	Bladder
30 RC1206853	Assorted suckers
31 42.024.006	Various T-spanners
32 P1217363	Rubber separator
33 P1217355	Thimble filter
34 P1217419	Sheet brush
35 42.731.040	Perf arm

Ray Canter, Print Engineers

Terms & Conditions of Contract

- 1) Any provisions or conditions of the customers order which conflict with or are in addition to the Company's terms of business and conditions of sale shall be excluded from the contract of sale unless otherwise expressly agreed by the Company in writing.
- 2) No employee of the Company has the authority to make variations, additions, or amendments to the above terms and conditions of sale without the official written approval of the Company.

Credit Account/Payment Terms

- 3) a) Customers wishing to open new monthly credit accounts must submit one Bank and two satisfactory trade references. Unless otherwise agreed in writing payment must be made to the Company by the 30th. day following despatch of invoice and (without prejudice to any other rights of the Company) interest will be payable on all overdue accounts at National Westminster Bank Base Rate plus four per cent. The cost of recovering any overdue accounts shall be paid to the Company by the Customer. All accounts are due and payable to our head office.
- b) Failure to make payment on any due dates shall constitute a breach of the contract and the Company may treat the whole contract repudiated and act accordingly, or they may, before carrying out any further work or before making any further delivery against any order require payment thereof and all other accounts then due.
- c) The Company reserves the right to deliver in more than one consignment and to invoice each consignment separately.

Orders

- 4) a) Orders whether sent to us direct or given to our representatives, or whether verbal or in writing, do not constitute a contract until they have been accepted by us / written acknowledgement.
- b) Unless otherwise agreed by the Company in writing, in the event of cancellation by the Customer of an Order after the same has been accepted by the Customer shall pay to the Company by way of liquidated damages a sum equal to 15% of the value of the Order, such sum to be paid within 7 days of cancellation.

Delivery

- 5) Prices, commencement of delivery and completion dates given with quotations are subject to receipt of orders within 30 days and the same are subject to revision, if necessary, for orders not placed within that period.
- 6) The time named for commencement and completion shall be adhered to as closely as possible but no responsibility is accepted by the Company for unforeseen delays. In the event of strikes, lockouts or combinations of workmen disputes, stoppages or works, non-delivery or delay in the supply of materials, or any other circumstances not within the control of the Company causing any delays in completing the contract the Company may suspend the work contracted for, and the period for completion shall be extended by the period of delay.

Retention of Title

- 7) The Company shall retain the property in all goods supplied to the customer until those goods are paid for in full, provided that:
 - i) Payments made by the Customer for goods supplied by the Company shall be applied first in payment for goods which the Customer has resold or otherwise disposed and secondly in payment of those goods in the Customers possession which are earliest

supplied. The Customer shall maintain sufficient records to enable the foregoing provisions to be applied according to its terms failing which the Company may itself appropriate payments received from the Customer between goods supplied and resold and goods still in the Customers' possession in its unfettered discretion.

- ii) The Company may notify the Customer at any time that it requires the redelivery of all or any part of the goods it has supplied.
 - a) which are still in the Customers' possession;
 - b) which have not been paid for, and it may itself enter the Customers' premises at any reasonable hours to repossess such goods;
- iii) The Customer shall ensure and keep insured, against all risks and all goods supplied by the Company while they remain the property of the Company.

Return of Goods

- 8) Unless otherwise agreed by the Company in writing, goods supplied correctly, that is supplied in accordance with the Order, cannot be accepted back for credit.

Warranties

- 9) a) Except where goods are supplied on the express advice of the Company, given in writing, that they are suitable for a specific purpose, it shall not be a term of a contract that goods are sold as fit for any specific purpose, and this notwithstanding that the Company may be deemed to have knowledge of the purpose for which the goods are required.
- b) Where the Company is requested to advise the Customer on any aspect relating to the contract, the Company warrants that it will use all reasonable skill and care in the giving of that advice.
- c) In respect of complete second-hand machinery sold by the Company to the Customer, the Company will repair or replace the machinery at the Company's option free of charge in the event of defects arising and being notified to the Company within six months of the delivery of the machine to the Customer. Such warranty shall not apply to defects caused by misuse of the machines by the Customer or arising from damage caused by the Customer or others. The Company shall not be liable for any expenditure incurred by the Customer in repair or attempted repair to the machine by the Customer or others, neither will the Company be responsible for any damage that may be suffered by such machine in consequence. In the event of repair or attempted repair by the Customer or others, this Warranty shall be null and void.
- d) The above warranties are given in lieu of and exclude all other warranties, guarantees or assurances, whether express or implied, statutory or otherwise.
- e) Amendment to warranties : see Sales Contract, if applicable.

Consequential Loss

- 10) The Company shall not be liable for any consequential loss howsoever arising, except in the case of death or bodily injury to any person.

Acceptance

- 11) Acceptance of the Company's goods and all credit facilities constitutes agreement to the above terms and conditions.

Raycanter Print Engineers
The Old Foundry, Foundry Lane,
Chippenham, Wilts SN15 1JB
Tel: +44 (0)1249 654266 or 461011
Fax: +44 (0)1249 443130
Email: raycanter@aol.com
www.raycanter.co.uk